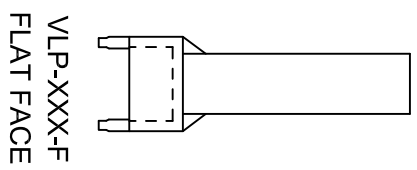
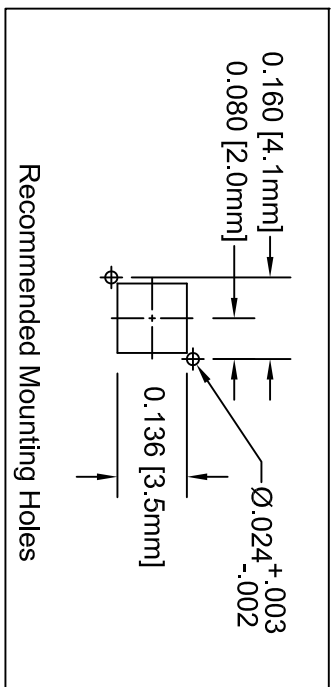
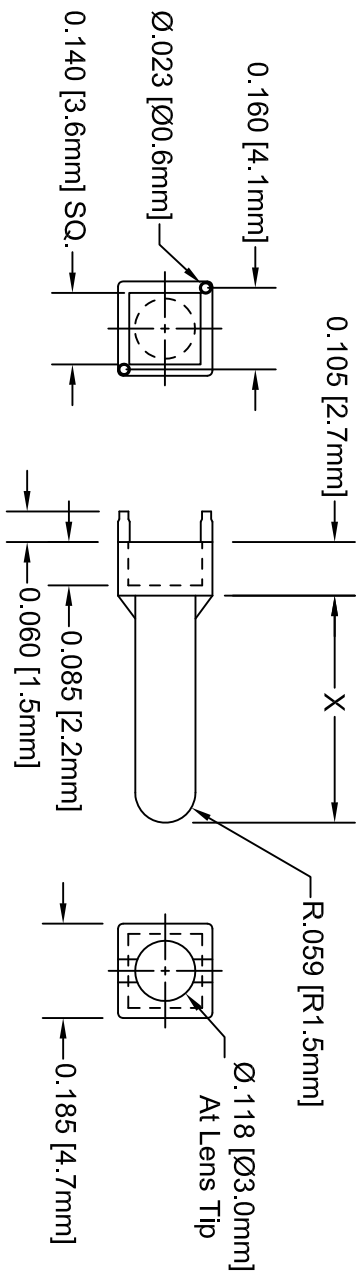


REV.	DESCRIPTION	DATE	APPROVED
F	Engineering Update w/o Changes	03/10/04	M. C.
G	VLP-700-R/F Obsolete.	03/02/09	T. Y.
H	Updated Slot Dimension.	09/11/12	T. Y.



PART NO.	OVERALL HEIGHT	X = HEIGHT	FACE
VLP-200-R/F	0.200" (5.1mm)	0.095" (2.4mm)	R=ROUND F=FLAT
VLP-250-R/F	0.250" (6.4mm)	0.145" (3.7mm)	
VLP-300-R/F	0.300" (7.6mm)	0.195" (5.0mm)	
VLP-350-R/F	0.350" (8.9mm)	0.245" (6.2mm)	
VLP-400-R/F	0.400" (10.2mm)	0.295" (7.5mm)	
VLP-450-R/F	0.450" (11.4mm)	0.345" (8.8mm)	
VLP-500-R/F	0.500" (12.7mm)	0.395" (10.0mm)	
VLP-550-R/F	0.550" (13.9mm)	0.445" (11.5mm)	
VLP-600-R/F	0.600" (15.2mm)	0.495" (12.6mm)	
VLP-640-R/F	0.640" (16.3mm)	0.535" (13.6mm)	
VLP-650-R/F	0.650" (16.5mm)	0.545" (13.8mm)	

2. MATERIAL: POLYCARBONATE, 94V-HB, CLEAR. BIVAR MATERIAL CODE 49-CR.  
ENTECH HYLEX POLYCARBONATE P1017L CLEAR.
1. GENERAL SPECIFICATIONS: BIVAR MOLDED COMPONENT SPECIFICATION BV00-E101.

STANDARD TOLERANCE (UNLESS OTHERWISE SPECIFIED)			
DECIMALS	ANGULAR	4 THOMAS, IRVINE, CA, 92618	
X ± .1	X° ± 1°	TEL: (949) 951-8808 FAX: (949) 951-3974	
.XX ± .01			
.XXX ± .005			
DESIGNED: Michael Chen	DATE: 10/22/02	TITLE: VERTICAL LIGHT PIPE	REVISION: H
CHECKED: D. Green	DATE: 10/22/02	PART NO: VLP-XXX-X	SHEET # 1 OF 1
CAD GENERATED DOCUMENT. DO NOT MEASURE DRAWING.			