



(2,54mm) .100"

TSW, HTSW SERIES

TSW-116-11-G-S

TSW-108-05-L-Q

THROUGH-HOLE .025" SQ POST HEADER

Mates with:

SSW, SSQ, ESW, ESQ, BCS, BSW, IDSD, IDSS, CES, SLW

SPECIFICATIONS

For complete specifications see www.samtec.com?TSW

TSW

Insulator Material:

Black Glass Filled Polyester

Terminal Material:

Phosphor Bronze

Plating:

Au or Sn over 50µ" (1,27µm) Ni

Operating Temp Range:

-55°C to +125°C with Gold

-55°C to +105°C with Tin

Voltage Rating:

550 VAC mated with SSW;

500 VAC mated with BCS or ESQ;

450 VAC -RA/-RE mated with BCS or SSM

RoHS Compliant:

Yes



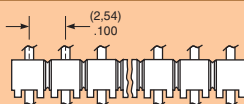
TYPE STRIP

TSW = Standard Strip

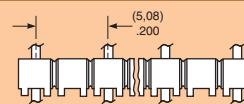
HTSW = Hi-Temp Strip

PIN CENTERS

-1 = .100" (2,54mm) Centers, All Positions Filled



-2 = .200" (5,08mm) Centers, Every Other Position Filled



NO. PINS PER ROW

AMBIENT TEMP	CURRENT RATING					
	TSW mated with					
	ESW	SSW	SLW	SSQ	SSM	BCS
20°C	6.9A	6.9A	7.1A	7.6A	6.9A	5.9A
40°C	6A	6.1A	6.2A	6.9A	6A	5.2A
60°C	5.3A	5.3A	5.8A	5.9A	5.3A	4.7A
95°C	3.5A	3.5A	3.7A	3.9A	3.5A	3A

6 POSITIONS (2x3) POWERED

Processing:
Lead-Free Solderable:
Wave Only

SPECIFICATIONS

For complete specifications see www.samtec.com?HTSW

HTSW

Same as TSW

except:

Insulator Material:

Natural Liquid Crystal Polymer

Processing:

Max Processing Temp:

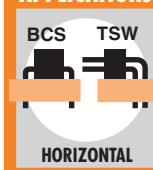
230°C for 30 to 60 seconds,

or 260°C for 20 seconds 3x

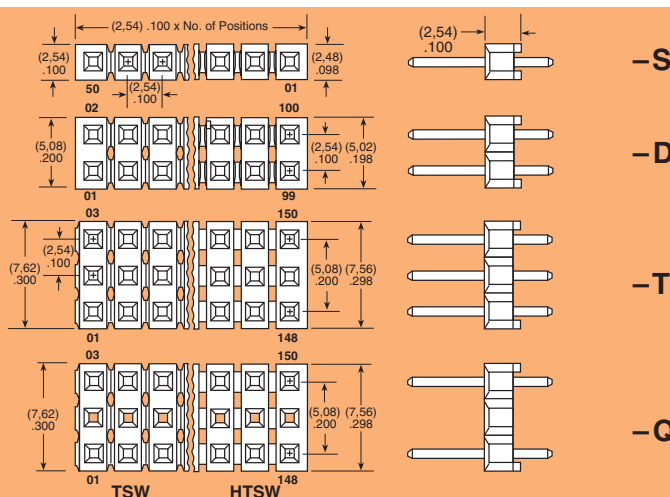
Lead-Free Solderable:

Yes

APPLICATIONS



Straight Pin Versions



-S

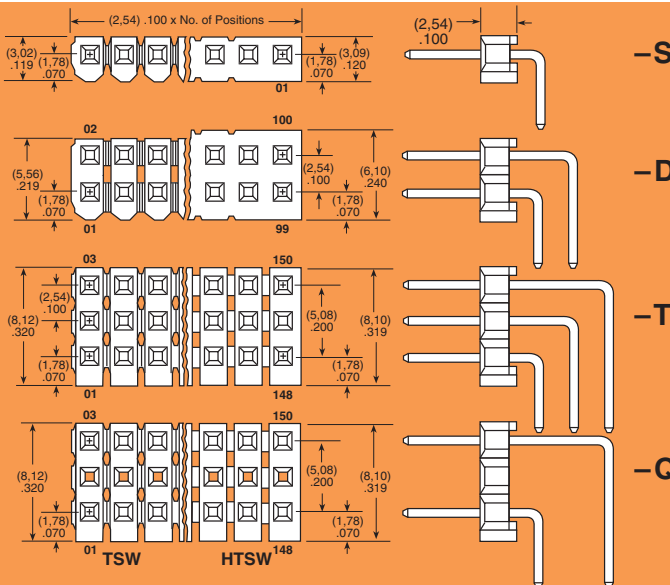
-D

-T

-Q

01 thru 50
= .100" (2,54mm) Center Version

Right Angle Versions



-S

-D

-T

-Q


02 thru 25
= .200" (5,08mm) Center Version

Note: Some lengths, styles and options are non-standard, non-returnable.


Due to technical progress, all designs, specifications and components are subject to change without notice.

WWW.SAMTEC.COM


TSW-109-09-F-D-RA




TSW-112-07-G-T



TSW-120-13-L-D



TSW-112-16-T-S-RE



LEAD STYLE

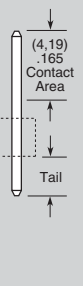
PLATING OPTION

ROW OPTION

OTHER OPTIONS

ALSO AVAILABLE

- F**
= Gold flash on contact area, Matte Tin on tail
- L**
= 10µ" (0,25µm) Gold on contact area, Matte Tin on tail
- G**
= 10µ" (0,25µm) Gold on contact area, Gold flash on balance
- T**
= Matte Tin



Note: Other Gold plating options available. Contact Samtec.

- S**
= Single Row
- D**
= Double Row
- T**
= Triple Row
- Q**
= Double Row (5,08mm) .200" row space

-RA or -RE
= Right Angle

-NA
= Right Angle (using straight body for coplanar mating with SSW-RA series)

-LL
= Locking Lead

-LC
= Locking Clip (Styles -08 thru -13 & -22 only)

Requires 4 pin minimum (NA with -T, -Q, -RA or -RE)

-LA
= -RA Option with -LL Option

-“XXX”
= Polarized Position

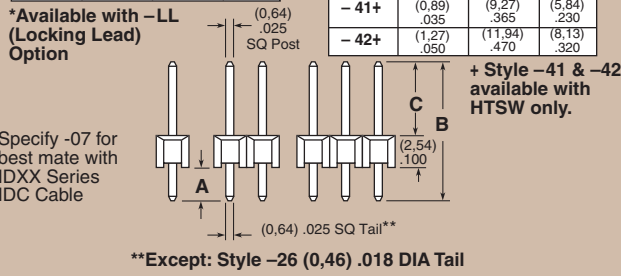
Elevated Right Angle option. Call Samtec.

Shunts. See SNT Series

Straight Pin Versions
(Specify "LEAD STYLE" from chart)

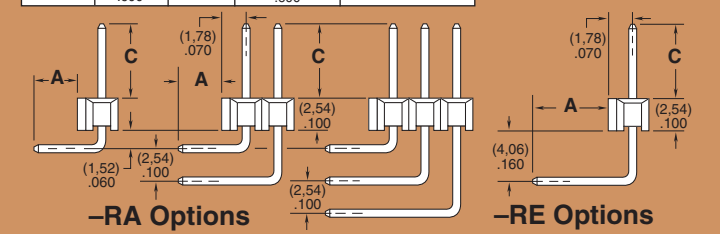
STYLE	A	B	C
* -05	(3,30) .130	(8,51) .335	(2,67) .105
* -06	(2,41) .095	(7,62) .300	(2,67) .105
* -07	(2,54) .100	(10,92) .430	
* -08	(5,08) .200	(13,46) .530	
* -09	(10,16) .400	(18,54) .730	(5,84) .230
* -10	(12,70) .500	(21,08) .830	
* -11	(15,24) .600	(23,62) .930	
* -12	(17,78) .700	(26,16) 1.030	
* -13	(22,86) .900	(31,24) 1.230	
* -14	(2,79) .110	(13,46) .530	(8,13) .320
* -15		(18,54) .730	(13,21) .520
* -16	(7,87) .310		(8,13) .320
* -17	(2,79) .110	(21,08) .830	(15,74) .620

STYLE	A	B	C
* -18		(23,62) .930	(18,29) .720
* -19	(2,79) .110	(26,16) 1.030	(20,83) .820
* -20		(31,24) 1.230	(25,91) 1.020
* -21		(36,32) 1.430	(30,99) 1.220
* -22	(7,62) .300	(16,00) .630	(5,84) .230
* -23	(2,92) .115	(11,30) .445	
* -24	(5,33) .210	(12,15) .480	(6,73) .265
* -25	(5,33) .210	(16,00) .630	(8,13) .320
* -26	(3,20) .126	(11,58) .456	
* -27	(25,40) 1.000	(33,78) 1.330	(5,84) .230
* -28	(20,32) .800	(28,70) 1.130	
* -29	(23,11) .910	(33,78) 1.330	(8,13) .320
* -30	(18,03) .710	(28,70) 1.130	
* -41+	(0,89) .035	(9,27) .365	(5,84) .230
* -42+	(1,27) .050	(11,94) .470	(8,13) .320



Right Angle Versions
(Specify "LEAD STYLE" from chart and select -RA or -RE from other options)

-RA LEAD STYLE	SINGLE (-S)		DOUBLE (-D)	TRIPLE (-T & -Q)	-RE LEAD STYLE	SINGLE A	C
	A	C					
* -08	(2,29) .090		(2,29) .090	(2,29) .090	* -09	(4,83) .190	
* -09	(7,37) .290		(7,37) .290	(7,37) .290	* -10	(7,37) .290	
* -10	(9,91) .390	(5,84) .230	(9,91) .390	(9,91) .390	* -11	(9,91) .390	(5,84) .230
* -11	(12,45) .490		(12,45) .490	(12,45) .490	* -12	(12,45) .490	
* -12	(14,99) .590		(14,99) .590	(14,99) .590	* -13	(17,53) .690	
* -13	(20,07) .790		(20,07) .790	N/A	* -16	(2,54) .100	(8,13) .320
* -16	(5,08) .200	(8,13) .320	(5,08) .200	(5,08) .200	* -21	(22,61) .890	
* -21	(25,15) .990	(5,84) .230	N/A	N/A	* -22	(2,29) .090	(5,84) .230
* -22	(4,83) .190		(4,83) .190	(4,83) .190	* -27	(20,07) .790	
* -25	(2,54) .100	(8,13) .320	(2,54) .100	(2,54) .100	* -28	(17,53) .690	
* -27	(22,61) .890	(5,84) .230	N/A	N/A	* -29	(20,32) .800	
* -28	(17,53) .690		(17,53) .690	N/A	* -30	(15,24) .600	
* -29	(20,32) .800	(8,13) .320	N/A	N/A			
* -30	(15,24) .600		(15,24) .600				



*Available with -LA (Locking Lead) Option

Due to technical progress, all designs, specifications and components are subject to change without notice.

WWW.SAMTEC.COM

SAMTEC USA • Tel: 1-800-SAMTEC-9 or 812-944-6733 SAMTEC SILICON VALLEY • Tel: 408-395-5900 SAMTEC SOUTHERN CALIFORNIA • Tel: 1-800-726-8329 SAMTEC UK • Tel: 44 01236 739292
 SAMTEC GERMANY • Tel: +49 (0) 89 / 89460-0 SAMTEC FRANCE • Tel: 33 01 60 95 06 60 SAMTEC ITALY • Tel: 39 039 6890337 SAMTEC NORDIC/BALTIC • Tel: +46-84477280 SAMTEC BENELUX • Tel: 44 01236 739292
 SAMTEC ISRAEL • Tel: 972-3-7526600 SAMTEC INDIA • Tel: +91-80-3272 1612 SAMTEC ASIA PACIFIC • Tel: 65 6745-5955 SAMTEC JAPAN • Tel: 045-475-1385 SAMTEC CHINA • Tel: 86-21-61103766
 SAMTEC TAIWAN • Tel: 886-2-2735-6109 SAMTEC HONG KONG • Tel: 852-26904858 SAMTEC KOREA • Tel: 82-31-717-5685 SAMTEC SOUTH AFRICA • Tel: 27 11 452 8112 SAMTEC ANZ • Tel: 613 9512 7747