
PIC16F630/676 Rev. A Silicon/Data Sheet Errata

The PIC16F630/676 parts you have received conform functionally to the Device Data Sheet (DS40039E), except for the anomalies described below.

All issues listed here will be addressed in future revisions of the **PIC16F630/676 silicon**.

1. Module: Data EEPROM Memory

The EEIF flag may be cleared inadvertently when performing operations on the PIR1 register simultaneously with the completion of an EEPROM write. This condition occurs when the EEPROM write timer completes at the same moment that the PIR1 register operation is executed. Register operations are those that have the PIR1 register as the destination and include, but are not limited to, BSF, BCF, ANDWF, IORWF and XORWF.

Work around

1. Avoid operations on the PIR1 register when writing to the EEPROM memory.
2. Poll the WR bit (EECON1<1>) to determine when the write is complete.
3. Use a timer interrupt to catch any instances when the EEIF flag is inadvertently cleared. The timer interrupt should be set longer than 8 ms. If EEIF fails then the timer interrupt occurs as a default time out. The WR and WRERR flags are checked as part of the timer Interrupt Service Routine to verify the EEPROM write success.
4. If periodic interrupts are occurring in addition to the EEIF interrupts, then use a secondary flag to sense write completion. The secondary flag is set whenever EEPROM writes are active. An EEPROM write completion is indicated when the secondary flag is set and the WR flag is clear.

2. Module: Power-on Reset (Rising VDD Detect)

The PIC16F630/676 Power-on Reset (POR) circuitry is sensitive to a low VDD level and may fail to release the Reset if VDD returns to an operational voltage after dropping to a very low level.

The sensitive VDD condition occurs when VDD drops into an out-of-specification voltage region below the Brown-out Detect threshold and then recovers to a normal operating condition. The voltage region that can cause the problem is dependant upon temperature with the region growing as the temperature drops. A typical region is between 0.5 and 0.7V at -25°C. Below the region, the POR operates correctly. Above the region, the POR is inactive per the data sheet. Inside the region, the POR will assert Reset and will not release Reset until power is removed and VDD reaches VSS. Because the POR is independent of other Reset circuits (see Figure 9-4 of the data sheet), activating BOR or using the MCLR input will not eliminate the problem.

Work around

To resolve this problem the application must be designed to assure that VDD reaches VSS. This is described as D003 VPOR in **Section 12.0 "Electrical Specifications"** in the Device Data Sheet (DS40039).

PIC16F630/676

Clarifications/Corrections to the Data Sheet:

In the Device Data Sheet (DS40039E), the following clarifications and corrections should be noted.

1. Module: Product Identification System

In the Product Identification System description, the package "SOIC (Gull wing, 3.90 mm body)" lists the package code as **SN**. The correct package code for this device is **SL**. "Example b" should read **I/SL**, as shown in bold print in Figure 1 below.

FIGURE 1: PRODUCT IDENTIFICATION SYSTEM

<u>PART NO.</u>	<u>X</u>	<u>/XX</u>	<u>XXX</u>	
Device	Temperature Range	Package	Pattern	
Device:	PIC16F6XX: Standard V _{DD} range 2.0V to 5.5V PIC16F6XXT V _{DD} range 2.0V to 5.5V (Tape and Reel)			Examples: a) PIC16F630 - E/P 301 = Extended Temp., PDIP package, 20 MHz, QTP pattern #301. b) PIC16F676 - I/SL = Industrial Temp., SOIC package, 20 MHz.
Temperature Range:	I = -40°C to +85°C E = -40°C to +125°C			
Package:	P = PDIP SL = SOIC (Gull Wing, 3.90 mm body) ST = TSSOP (4.4mm)			
Pattern:	3-Digit Pattern Code for QTP (blank otherwise).			

2. Module: TRISA – PORTA Tri-state Register

Register 3-2: Correction to replace R/W-x with R/W-1 as shown in bold.

REGISTER 3-2: TRISA – PORTA TRI-STATE REGISTER (ADDRESS: 85h)

U-0	U-0	R/W-1	R/W-1	R-1	R/W-1	R/W-1	R/W-1	
—	—	TRISA5	TRISA4	TRISA3	TRISA2	TRISA1	TRISA0	
bit 7								bit 0

bit 7-6: **Unimplemented:** Read as '0'

bit 5-0: **TRISA<5:0>**: PORTA Tri-State Control bit
 1 = PORTA pin configured as an input (tri-stated)
 0 = PORTA pin configured as an output

Note: TRISA<3> always reads 1.

Legend:

R = Readable bit	W = Writable bit	U = Unimplemented bit, read as '0'
-n = Value at POR	'1' = Bit is set	'0' = Bit is cleared x = Bit is unknown

3. Module: ANSEL – Analog Select Register

The ANSEL register address is 91h. Change all ANSEL register addresses called out as 9Fh to 91h in the following sections, as shown in bold:

In Section 3.1, PORTA and the TRISA Registers, in the note box:

Note: The ANSEL (**91h**) and CMCON (19h).....

In Section 3.3, PORTC, in the note box:

Note: The ANSEL register (**91h**) must be.....

In Section 4.3, Using Timer0 with an External Clock, in the note box:

Note: The ANSEL (**91h**) and CMCON (19h).....

In Section 5.4, Timer1 Operation in Asynchronous Counter Mode, in the note box:

Note: The ANSEL (**91h**) and CMCON (19h).....

In Section 9.4.1, RA2/INT Interrupt, in the note box:

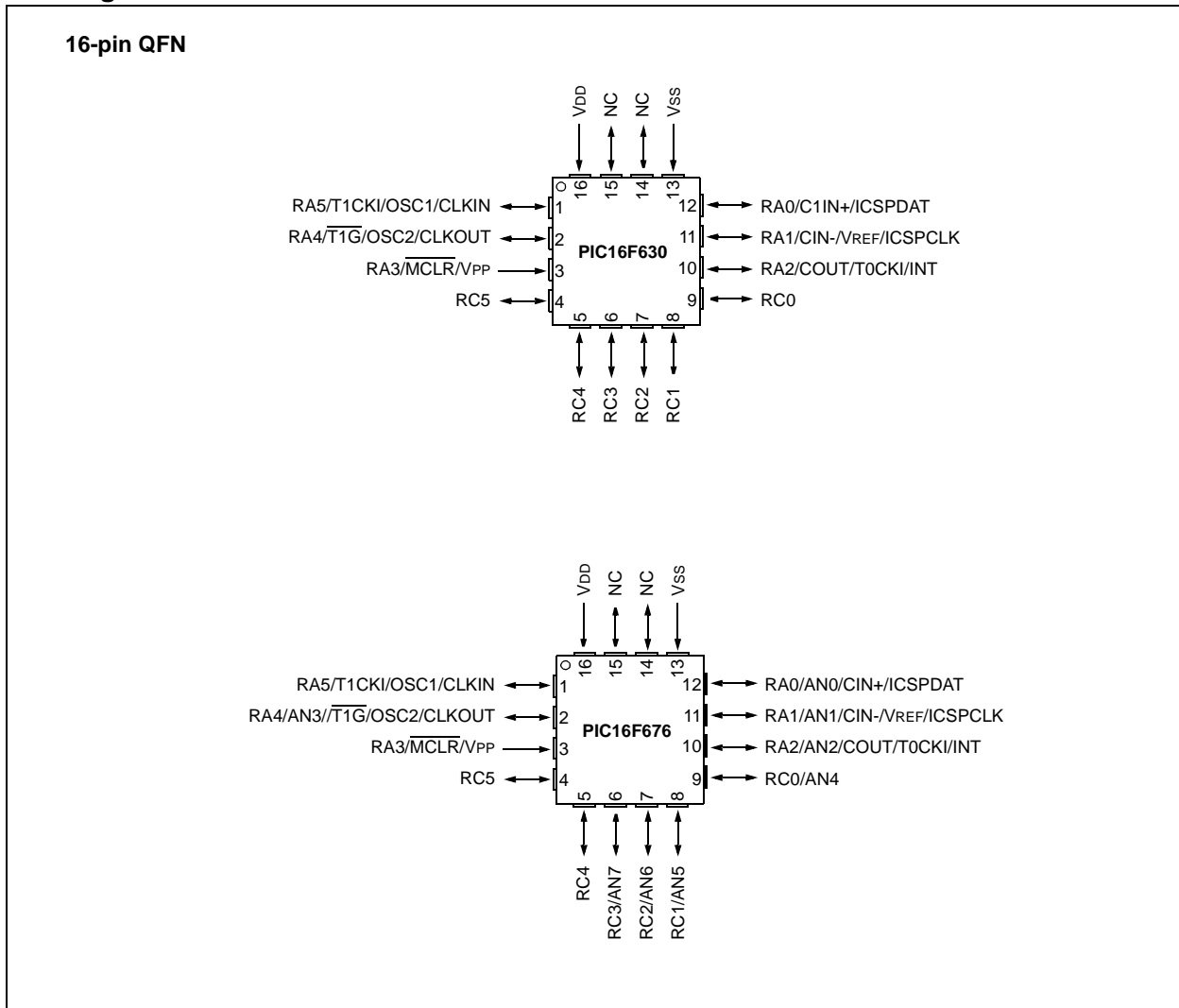
Note: The ANSEL (**91h**) and CMCON (19h).....

PIC16F630/676

4. Module: New 4x4 QFN Package Added

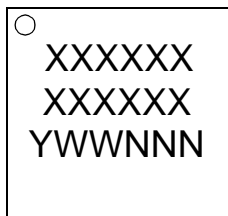
The new 16-pin 4x4 QFN pinout diagrams will be added to the Pin Diagrams figure on page 2 and the Packaging Information chapter as shown below:

Pin Diagram

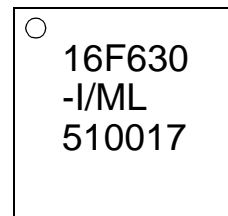


14.1 Package Marking Information

16-Lead QFN

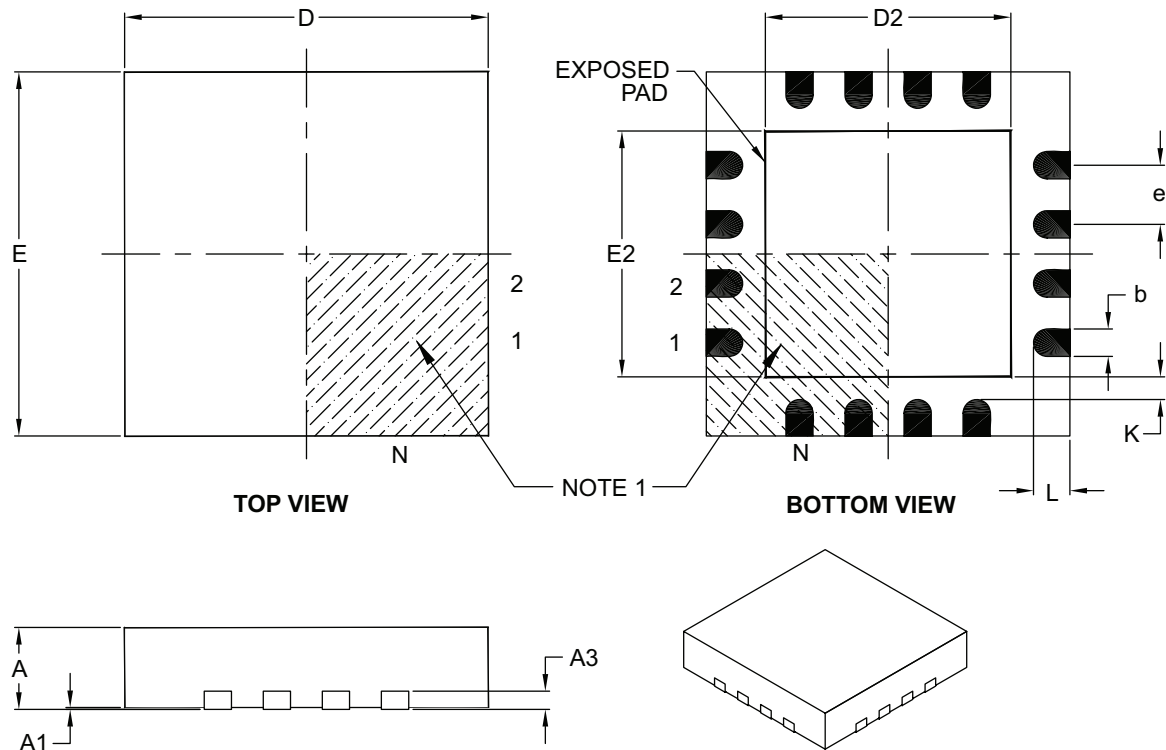


Example



16-Lead Plastic Quad Flat, No Lead Package (ML) – 4x4x0.9 mm Body [QFN]

Note: For the most current package drawings, please see the Microchip Packaging Specification located at <http://www.microchip.com/packaging>



Dimension Limits	Units	MILLIMETERS		
		MIN	NOM	MAX
Number of Pins	N	16		
Pitch	e	0.65 BSC		
Overall Height	A	0.80	0.90	1.00
Standoff	A1	0.00	0.02	0.05
Contact Thickness	A3	0.20 REF		
Overall Width	E	4.00 BSC		
Exposed Pad Width	E2	2.50	2.65	2.80
Overall Length	D	4.00 BSC		
Exposed Pad Length	D2	2.50	2.65	2.80
Contact Width	b	0.25	0.30	0.35
Contact Length	L	0.30	0.40	0.50
Contact-to-Exposed Pad	K	0.20	–	–

Notes:

- Pin 1 visual index feature may vary, but must be located within the hatched area.
- Package is saw singulated.
- Dimensioning and tolerancing per ASME Y14.5M.

BSC: Basic Dimension. Theoretically exact value shown without tolerances.

REF: Reference Dimension, usually without tolerance, for information purposes only.

Microchip Technology Drawing C04-127B

PIC16F630/676

5. Module: PORTA: Initializing Example

Change Example 3-1: Initializing PORTA to the following (bold text):

EXAMPLE 3-1: INITIALIZING PORTA

```
BCF    STATUS,RP0    ;Bank 0
CLRF   PORTA         ;Init PORTA
MOVLW  07h         ;Set RA<2:0> to
MOVWF  CMCON         ;digital I/O
BSF    STATUS,RP0    ;Bank 1
CLRF   ANSEL         ;digital I/O
MOVLW  0Ch           ;Set RA<3:2> as inputs
MOVWF  TRISA         ;and set RA<5:4,1:0>
                          ;as outputs
BCF    STATUS,RP0    ;Bank 0
```

APPENDIX A: REVISION HISTORY

Rev. A Document (04/02/04)

First revision of this document.

Rev. B Document (06/03/04)

Added Item 3, changing the ANSEL register address references from 9Fh to the correct address of 91h.

Rev. C Document (11/2004)

Added Module 1: "Data EEPROM Memory" for PIC16F630/676 silicon.

Rev. D Document (07/2005)

Data Sheet Clarifications/Corrections Section: Added Module 4: New 4x4 QFN Package added.

Rev. E Document (8/2006)

Added Module 2: "Power-on Reset (Rising VDD Detect)" for PIC16F630/676 silicon.

Rev. F Document (3/2007)

Data Sheet Clarifications/Corrections Section: Module 1, Figure 1 - updated package SL; Module 4 - updated QFN package; Added Module 5: "PORTA: Initializing Example" in the Data Sheet correction section.

PIC16F630/676

NOTES:

Note the following details of the code protection feature on Microchip devices:

- Microchip products meet the specification contained in their particular Microchip Data Sheet.
- Microchip believes that its family of products is one of the most secure families of its kind on the market today, when used in the intended manner and under normal conditions.
- There are dishonest and possibly illegal methods used to breach the code protection feature. All of these methods, to our knowledge, require using the Microchip products in a manner outside the operating specifications contained in Microchip's Data Sheets. Most likely, the person doing so is engaged in theft of intellectual property.
- Microchip is willing to work with the customer who is concerned about the integrity of their code.
- Neither Microchip nor any other semiconductor manufacturer can guarantee the security of their code. Code protection does not mean that we are guaranteeing the product as "unbreakable."

Code protection is constantly evolving. We at Microchip are committed to continuously improving the code protection features of our products. Attempts to break Microchip's code protection feature may be a violation of the Digital Millennium Copyright Act. If such acts allow unauthorized access to your software or other copyrighted work, you may have a right to sue for relief under that Act.

Information contained in this publication regarding device applications and the like is provided only for your convenience and may be superseded by updates. It is your responsibility to ensure that your application meets with your specifications. MICROCHIP MAKES NO REPRESENTATIONS OR WARRANTIES OF ANY KIND WHETHER EXPRESS OR IMPLIED, WRITTEN OR ORAL, STATUTORY OR OTHERWISE, RELATED TO THE INFORMATION, INCLUDING BUT NOT LIMITED TO ITS CONDITION, QUALITY, PERFORMANCE, MERCHANTABILITY OR FITNESS FOR PURPOSE. Microchip disclaims all liability arising from this information and its use. Use of Microchip devices in life support and/or safety applications is entirely at the buyer's risk, and the buyer agrees to defend, indemnify and hold harmless Microchip from any and all damages, claims, suits, or expenses resulting from such use. No licenses are conveyed, implicitly or otherwise, under any Microchip intellectual property rights.

Trademarks

The Microchip name and logo, the Microchip logo, Accuron, dsPIC, KEELOQ, KEELOQ logo, microID, MPLAB, PIC, PICmicro, PICSTART, PRO MATE, PowerSmart, rfPIC, and SmartShunt are registered trademarks of Microchip Technology Incorporated in the U.S.A. and other countries.


AmpLab, FilterLab, Linear Active Thermistor, Migratable Memory, MXDEV, MXLAB, PS logo, SEEVAL, SmartSensor and The Embedded Control Solutions Company are registered trademarks of Microchip Technology Incorporated in the U.S.A.

Analog-for-the-Digital Age, Application Maestro, CodeGuard, dsPICDEM, dsPICDEM.net, dsPICworks, ECAN, ECONOMONITOR, FanSense, FlexROM, fuzzyLAB, In-Circuit Serial Programming, ICSP, ICEPIC, Mindi, MiWi, MPASM, MPLAB Certified logo, MPLIB, MPLINK, PICkit, PICDEM, PICDEM.net, PICLAB, PICtail, PowerCal, PowerInfo, PowerMate, PowerTool, REAL ICE, rfLAB, rfPICDEM, Select Mode, Smart Serial, SmartTel, Total Endurance, UNI/O, WiperLock and ZENA are trademarks of Microchip Technology Incorporated in the U.S.A. and other countries.

SQTP is a service mark of Microchip Technology Incorporated in the U.S.A.

All other trademarks mentioned herein are property of their respective companies.

© 2007, Microchip Technology Incorporated, Printed in the U.S.A., All Rights Reserved.

 Printed on recycled paper.

Microchip received ISO/TS-16949:2002 certification for its worldwide headquarters, design and wafer fabrication facilities in Chandler and Tempe, Arizona, Gresham, Oregon and Mountain View, California. The Company's quality system processes and procedures are for its PIC® MCUs and dsPIC® DSCs, KEELOQ® code hopping devices, Serial EEPROMs, microperipherals, nonvolatile memory and analog products. In addition, Microchip's quality system for the design and manufacture of development systems is ISO 9001:2000 certified.

**QUALITY MANAGEMENT SYSTEM
CERTIFIED BY DNV
== ISO/TS 16949:2002 ==**



WORLDWIDE SALES AND SERVICE

AMERICAS

Corporate Office
2355 West Chandler Blvd.
Chandler, AZ 85224-6199
Tel: 480-792-7200
Fax: 480-792-7277
Technical Support:
<http://support.microchip.com>
Web Address:
www.microchip.com

Atlanta
Duluth, GA
Tel: 678-957-9614
Fax: 678-957-1455

Boston
Westborough, MA
Tel: 774-760-0087
Fax: 774-760-0088

Chicago
Itasca, IL
Tel: 630-285-0071
Fax: 630-285-0075

Dallas
Addison, TX
Tel: 972-818-7423
Fax: 972-818-2924

Detroit
Farmington Hills, MI
Tel: 248-538-2250
Fax: 248-538-2260

Kokomo
Kokomo, IN
Tel: 765-864-8360
Fax: 765-864-8387

Los Angeles
Mission Viejo, CA
Tel: 949-462-9523
Fax: 949-462-9608

Santa Clara
Santa Clara, CA
Tel: 408-961-6444
Fax: 408-961-6445

Toronto
Mississauga, Ontario,
Canada
Tel: 905-673-0699
Fax: 905-673-6509

ASIA/PACIFIC

Asia Pacific Office
Suites 3707-14, 37th Floor
Tower 6, The Gateway
Harbour City, Kowloon
Hong Kong
Tel: 852-2401-1200
Fax: 852-2401-3431

Australia - Sydney
Tel: 61-2-9868-6733
Fax: 61-2-9868-6755

China - Beijing
Tel: 86-10-8528-2100
Fax: 86-10-8528-2104

China - Chengdu
Tel: 86-28-8665-5511
Fax: 86-28-8665-7889

China - Fuzhou
Tel: 86-591-8750-3506
Fax: 86-591-8750-3521

China - Hong Kong SAR
Tel: 852-2401-1200
Fax: 852-2401-3431

China - Qingdao
Tel: 86-532-8502-7355
Fax: 86-532-8502-7205

China - Shanghai
Tel: 86-21-5407-5533
Fax: 86-21-5407-5066

China - Shenyang
Tel: 86-24-2334-2829
Fax: 86-24-2334-2393

China - Shenzhen
Tel: 86-755-8203-2660
Fax: 86-755-8203-1760

China - Shunde
Tel: 86-757-2839-5507
Fax: 86-757-2839-5571

China - Wuhan
Tel: 86-27-5980-5300
Fax: 86-27-5980-5118

China - Xian
Tel: 86-29-8833-7250
Fax: 86-29-8833-7256

ASIA/PACIFIC

India - Bangalore
Tel: 91-80-4182-8400
Fax: 91-80-4182-8422

India - New Delhi
Tel: 91-11-4160-8631
Fax: 91-11-4160-8632

India - Pune
Tel: 91-20-2566-1512
Fax: 91-20-2566-1513

Japan - Yokohama
Tel: 81-45-471-6166
Fax: 81-45-471-6122

Korea - Gumi
Tel: 82-54-473-4301
Fax: 82-54-473-4302

Korea - Seoul
Tel: 82-2-554-7200
Fax: 82-2-558-5932 or
82-2-558-5934

Malaysia - Penang
Tel: 60-4-646-8870
Fax: 60-4-646-5086

Philippines - Manila
Tel: 63-2-634-9065
Fax: 63-2-634-9069

Singapore
Tel: 65-6334-8870
Fax: 65-6334-8850

Taiwan - Hsin Chu
Tel: 886-3-572-9526
Fax: 886-3-572-6459

Taiwan - Kaohsiung
Tel: 886-7-536-4818
Fax: 886-7-536-4803

Taiwan - Taipei
Tel: 886-2-2500-6610
Fax: 886-2-2508-0102

Thailand - Bangkok
Tel: 66-2-694-1351
Fax: 66-2-694-1350

EUROPE

Austria - Wels
Tel: 43-7242-2244-39
Fax: 43-7242-2244-393

Denmark - Copenhagen
Tel: 45-4450-2828
Fax: 45-4485-2829

France - Paris
Tel: 33-1-69-53-63-20
Fax: 33-1-69-30-90-79

Germany - Munich
Tel: 49-89-627-144-0
Fax: 49-89-627-144-44

Italy - Milan
Tel: 39-0331-742611
Fax: 39-0331-466781

Netherlands - Drunen
Tel: 31-416-690399
Fax: 31-416-690340

Spain - Madrid
Tel: 34-91-708-08-90
Fax: 34-91-708-08-91

UK - Wokingham
Tel: 44-118-921-5869
Fax: 44-118-921-5820