

CORDS & ELECTRICAL

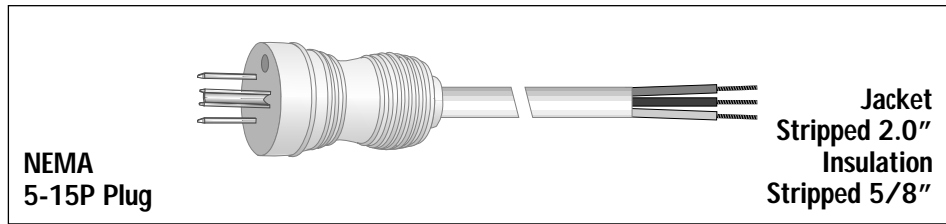
3 COND. POWER SUPPLY CORDSETS

MEDICAL GRADE

TYPE SJT

MEDICAL GRADE CORDS APPLICATIONS:

- In All Medical Environments Where Positive Ground is Critical to Reduce Shock and Sparks
- On X-Ray, Diagnostic and Operating Equipment
- On IV's, Blood Analyzers, Bedside Motors and Other Bio-Medical Equipment



TYPE SJT PVC CORD

Alpha Part No.	Length Ft.-in.	mm	AWG	Conductor		Diameter		Power Rating		Jacket Color	Plug Color	
				mm	Strand	mm	In.	mm	Watts	Amps		
801	10-0	3,0	18	1,20	43/34	43 x 0,16	0.31	7,8	1250	10	Black	Clear
802	10-0	3,0	18	1,20	43/34	43 x 0,16	0.31	7,8	1250	10	Gray	Gray

CHARACTERISTICS

OPERATING TEMPERATURE:

- -20°C to 60°C

VOLTAGE RATING:

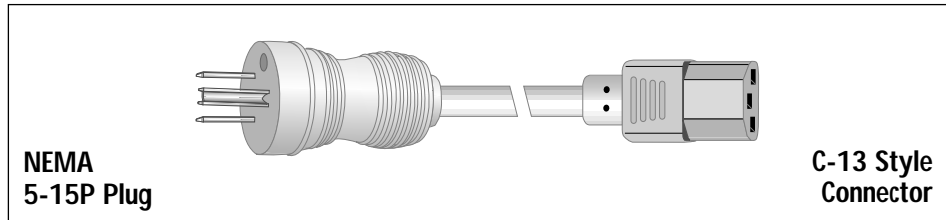
- 125 Volt

COLOR DESCRIPTION:

- Color Code: Black, White, Green
- Jacket Color: Black or Gray
- Plug Color: Black, Clear, Gray
- Connector Color: Black, Clear, Gray

PRODUCT DESCRIPTION:

- Conductor: Stranded Bare Copper
- Insulation: Color-Coded PVC
- Jacket: PVC



TYPE SJT PVC CORDSET

Alpha Part No.	Length Ft.-in.	mm	AWG	Conductor		Diameter		Power Rating		Jacket Color	Plug Color	Conn. Color
				mm	Strand	mm	In.	mm	Watts	Amps		
820	10-0	3,0	18	1,20	43/34	43 x 0,16	0.31	7,8	1250	10	Black	Clear
821	10-0	3,0	18	1,20	43/34	43 x 0,16	0.31	7,8	1250	10	Gray	Gray
822	10-0	3,0	18	1,20	43/34	43 x 0,16	0.31	7,8	1250	10	Gray	Clear
830	10-0	3,0	16	1,50	68/34	68 x 0,16	0.33	8,5	1625	13	Black	Clear
831	10-0	3,0	16	1,50	68/34	68 x 0,16	0.33	8,5	1625	13	Gray	Gray
832	10-0	3,0	16	1,50	68/34	68 x 0,16	0.33	8,5	1625	13	Gray	Clear

SPECIFICATIONS

- UL Standard 62
- UL Standard 817
- CSA C22.2 No. 49
- CSA C22.2 No. 21
- Passes CSA FT2 Flame Test



Canadian Standards Association

AVAILABILITY

- 25 Piece Packages



Toll Free: 1-800-52 ALPHA • Telephone: 908-925-8000 • Fax: 908-925-6923
 Europe/UK Telephone: +44 (0) 1932 772422 • Europe/UK Fax: +44 (0) 1932 772433

Web Site: www.alphawire.com
 Email: info@alphawire.com

298

CORDS & ELECTRICAL

3 COND. DETACHABLE POWER SUPPLY CORD SETS SHIELDED AND UNSHIELDED PVC

TYPES SVT, SJT

CORD APPLICATIONS:

- Business Machines
- Point-Of-Sale Terminals
- Computers and Peripheral Equipment
- OEM Equipment

CHARACTERISTICS

OPERATING TEMPERATURE:

- -20°C to 60°C

VOLTAGE RATING:

- 125 Volt

COLOR DESCRIPTION:

- Color Code: Blue, Brown, Green/Yellow (CEE)
- ★ Color Code: Black, White, Green or Green/Yellow
- Jacket Colors: Black
Part No. 543 also available in Gray

PRODUCT DESCRIPTION:

- Conductor: Stranded Bare Copper
- Insulation: Color-Coded PVC
- Shield (when specified):
Aluminum/Polyester, Foil Facing In
With Drain Wire
- Jacket: PVC

SPECIFICATIONS

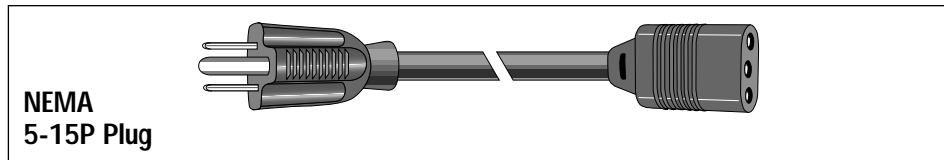
- UL Standard 817
- UL Standard 62
- CSA C22.2 No. 21
- CSA C22.2 No. 49



Canadian Standards Association

AVAILABILITY

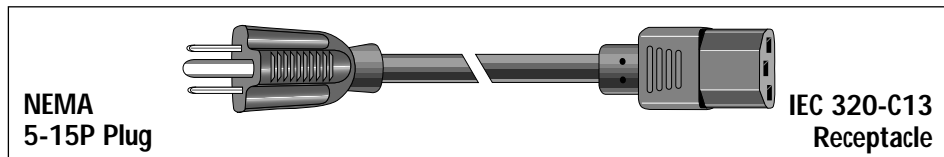
- 25 Piece Packages
- Items Marked With B Are In Stock:
100 Piece Packages



UNSHIELDED –STRAIGHT PLUGS

Alpha Part No.	Length Ft.-in.	m	AWG	Conductor mm ²	Strand	mm	Diameter In.	mm	Power Rating Watts	Amps	Volts	Cord Type
543*	7-6	2,3	18	0,82	41/34	41 x 0,16	0.25	6,4	875	7	125	SVT

Item 543 Also Has a Gray Jacket and Meets UL 817



UNSHIELDED –STRAIGHT PLUGS

Alpha Part No.	Length Ft.-in.	m	AWG	Conductor mm ²	Strand	mm	Diameter In.	mm	Power Rating Watts	Amps	Volts	Cord Type
545*	7-6	2,3	18	0,82	41/34	41 x 0,16	0.25	6,4	1250	10	125	SVT
545B*	7-6	2,3	18	0,82	41/34	41 x 0,16	0.25	6,4	1250	10	125	SVT
546	7-6	2,3	16	1,31	65/34	65 x 0,16	0.35	9,0	1625	13	125	SJT

SHIELDED –STRAIGHT PLUGS

Alpha Part No.	Length Ft.-in.	m	AWG	Conductor mm ²	Strand	mm	Diameter In.	mm	Power Rating Watts	Amps	Volts	Cord Type
547F	6-7	2	18	0,82	41/34	41 x 0,16	0.27	6,8	1250	10	125	SVT
548F	9-10	3	18	0,82	41/34	41 x 0,16	0.27	6,8	1250	10	125	SVT
531F	6-7	2	18	0,82	41/34	41 x 0,16	0.34	8,6	1250	10	125	SJT
532F	9-10	3	18	0,82	41/34	41 x 0,16	0.34	8,6	1250	10	125	SJT
536F	9-10	3	14	2,08	41/30	41 x 0,25	0.40	10,1	1875	15	125	SJT

UNSHIELDED –STRAIGHT PLUGS

Alpha Part No.	Length Ft.-in.	m	AWG	Conductor mm ²	Strand	mm	Diameter In.	mm	Power Rating Watts	Amps	Volts	Cord Type
531*	6-7	2	18	0,82	41/34	41 x 0,16	0.33	8,3	1250	10	125	SJT
531B*	6-7	2	18	0,82	41/34	41 x 0,16	0.33	8,3	1250	10	125	SJT
535*	7-7	2,3	18	0,82	41/34	41 x 0,16	0.25	6,4	1250	10	125	SVT
535B*	7-7	2,3	18	0,82	41/34	41 x 0,16	0.25	6,4	1250	10	125	SVT
532*	9-10	3	18	0,82	41/34	41 x 0,16	0.33	8,3	1250	10	125	SJT
532B*	9-10	3	18	0,82	41/34	41 x 0,16	0.33	8,3	1250	10	125	SJT
533	6-7	2	16	1,31	65/34	65 x 0,16	0.35	9,0	1625	13	125	SJT
534*	9-10	3	16	1,31	65/34	65 x 0,16	0.35	9,0	1625	13	125	SJT
534B*	9-10	3	16	1,31	65/34	65 x 0,16	0.35	9,0	1625	13	125	SJT

**SEE OUR LINE OF
M.A.P.® 180° CORDS with a Reversible, C-13 Connector
ON PAGE 291!**



Toll Free: 1-800-52 ALPHA • Telephone: 908-925-8000 • Fax: 908-925-6923
Europe/UK Telephone: +44 (0) 1932 772422 • Europe/UK Fax: +44 (0) 1932 772433

Web Site: www.alphawire.com
Email: info@alphawire.com

296

FLAT CABLE SHIELDED ROUND-TO-FLAT CABLE 0.050" CENTERS

UL TYPE CL2
UL STYLE 20381
150 VOLT

SHIELDED ROUND-TO-FLAT CABLE APPLICATIONS:

- For Routing in Cramped Spaces Where Flat Cable is Required and a Round Shape is More Workable



CHARACTERISTICS

OPERATING TEMPERATURE:

- 20°C to 105°C

VOLTAGE RATING:

- 300 Volt – AWM
- 150 Volt – CL2

COLOR DESCRIPTION:

- Color Code: Gray with Red Stripe on Leading Edge

PRODUCT DESCRIPTION:

- Conductor: Stranded Tinned Copper Conductors on 0.050" (1,27mm) Centers
- Insulation: PVC
- Shielding: Aluminum/Polyester with Tinned Copper Braid (90% Coverage)
- Flat Cable Termination are 0.75" in Length and Occurs Every 1.5"
- Black PVC Jacket Thickness: 0.030" (0,08mm)

28 AWG (0,09mm²), 7/36 (7x0,13mm), Insulation Thickness: 0.010" (0,25mm)

Alpha Part No.	No. of Conductors	Nominal Diameter		Nominal Width	
		Inches	mm	Inches	mm
3585/25	25	0.34	8,64	1.20	30,48
3585/26	26	0.39	9,91	1.65	41,91
3585/40	40	0.40	10,20	1.95	49,53
3585/50	50	0.46	11,70	2.45	62,23

SPECIFICATIONS

- Capacitance: 24 pF/ft (69 pF/m) at 1MHz Nom.
- Impedance: 70 Ohms Nom.
- UL Type CL2
- UL AWM Style 20381



Passes
UL 910 Flame Test
Underwriters Laboratories Inc.

AVAILABILITY

- 100 ft (30,5m) put-ups, may contain multiple lengths



Toll Free: 1-800-52 ALPHA • Telephone: 908-925-8000 • Fax: 908-925-6923
Europe/UK Telephone: +44 (0) 1932 772422 • Europe/UK Fax: +44 (0) 1932 772433

Web Site: www.alphawire.com
Email: info@alphawire.com

3 CONDUCTOR POWER SUPPLY CORDS PVC, RUBBER AND NEOPRENE

TYPES SJ, SJT, SVT

CORD APPLICATIONS:

- Business Machines
- Point-Of-Sale Terminals
- Computers and Peripheral Equipment
- OEM Equipment

CHARACTERISTICS

OPERATING TEMPERATURE:

- -20°C to 60°C

VOLTAGE RATING:

- 125 Volt

COLOR DESCRIPTION:

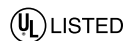
- Color Code: Blue, Brown, Green/Yellow (CEE)
- ★ Color Code: Black, White, Green, or Green/Yellow
- Jacket Colors: Black

PRODUCT DESCRIPTION:

- Conductor: Stranded Bare Copper
- Insulation: Color-Coded PVC, or Rubber
- Shield (when specified): Aluminum/Polyester, Foil Facing In With Tinned Copper Drain Wire
- Jacket: PVC or Rubber

SPECIFICATIONS

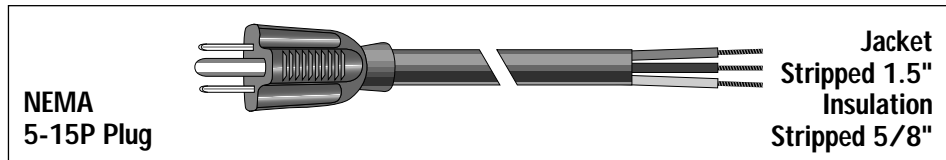
- UL Standard 817
- UL Standard 62
- CSA C22.2 No. 21
- CSA C22.2 No. 49



Canadian Standards Association

AVAILABILITY

- 25 Piece Packages
- Items Marked With B Are In Stock: 100 Piece Packages



TYPE SVT PVC SHIELDED

Alpha Part No.	Length		AWG	Conductor			Diameter		Power Rating		Cord Type
	Ft.-in.	m		mm ²	Strand	mm	In.	mm	Watts	Amps	
507F	6-7	2	18	0,82	41/34	41 x 0,16	0.27	6,8	1250	10	SVT
508F	9-10	3	18	0,82	41/34	41 x 0,16	0.27	6,8	1250	10	SVT

TYPE SVT PVC and SJT PVC UNSHIELDED

Alpha Part No.	Length		AWG	Conductor			Diameter		Power Rating		Cord Type
	Ft.-in.	m		mm ²	Strand	mm	In.	mm	Watts	Amps	
501	6-7	2	18	0,82	41/34	41 x 0,16	0.33	8,3	1250	10	SJT
501B	6-7	2	18	0,82	41/34	41 x 0,16	0.33	8,3	1250	10	SJT
502	9-10	3	18	0,82	41/34	41 x 0,16	0.33	8,3	1250	10	SJT
502B	9-10	3	18	0,82	41/34	41 x 0,16	0.33	8,3	1250	10	SJT
503	6-7	2	16	1,31	65/34	65 x 0,16	0.35	8,9	1625	13	SJT
504	9-10	3	16	1,31	65/34	65 x 0,16	0.35	8,9	1625	13	SJT
505	6-7	2	14	2,08	41/30	41 x 0,25	0.38	9,6	1875	15	SJT
505B	6-7	2	14	2,08	41/30	41 x 0,25	0.38	9,6	1875	15	SJT
506	9-10	3	14	2,08	41/30	41 x 0,25	0.38	9,6	1875	15	SJT

TYPE SJ RUBBER -UNSHIELDED

Alpha Part No.	Length		AWG	Conductor			Diameter		Power Rating		Cord Type
	Ft.-in.	m		mm ²	Strand	mm	In.	mm	Watts	Amps	
788*	9-0	2,7	14	2,08	41/30	41 x 0,25	0.38	9,6	1875	15	SJ
789*	15-0	4,6	14	2,08	41/30	41 x 0,25	0.38	9,6	1875	15	SJ

FIT® Preferred Heat Shrink Products

GENERAL PURPOSE, IRRADIATED POLYOLEFIN


FIT®-221

MIL-DTL-23053/5C,
CLASS 1, 2
UL STANDARD 224
CSA STANDARD 198

CHOOSE **FIT**®-221 FOR:

- General Purpose Protection and Repair
- Identification and Beautifying Substrates
- Insulation from Environment
- Reduced Longitudinal Shrinkage
- Resistance to Water, Fungus, UV Light (black only)
- Use with **XTRA•GUARD**® 1

2 TO 1 SHRINK RATIO



FIT®-221 APPLICATIONS:

- General Purpose Insulation and Repair
- Wire and Cable Harnessing and Bundling
- Cable and Connector Protection
- Wire and Tubing Splicing and Connecting
- **XTRA•GUARD**® 1 Applications
- Automated Cutting Machines (spools)

CHARACTERISTICS

OPERATING TEMPERATURE:

- -55°C to 135°C

SHRINKAGE RATIO:

- Approximately 2 to 1 at 121°C

COLOR DESCRIPTION:

- 4-Foot Lengths:
3/64 to 2 Inch – Black, White, Clear, Red, Yellow, Blue, Green
3 and 4 Inch – Black, Clear
- 6-Inch Lengths:
3/64 to 1 Inch – Black, White, Clear, Red, Yellow, Blue, Green
1-1/2 to 3 Inch – Black, Clear
- 1/2 or 1 Inch Cut Pieces: Black
- Spools: See Color Availability Chart Next Page

PHYSICAL PROPERTIES:

- Tensile Strength: 1500 psi, (106 kg/cm²)
- Ultimate Elongation: 200%
- Longitudinal Shrinkage: -5%
- Specific Gravity: 1.35
- Secant Modulus: 2.5 x 10⁴ max.
- Flammability: Self-Extinguishing

CHEMICAL PROPERTIES:

- Corrosive Effect: Passes Copper Stability Test
- Fungus Resistance: No Growth

ELECTRICAL PROPERTIES:

- Dielectric Strength: 500V/mil (197 kV/cm)
- Volume Resistivity: 10¹⁴ ohm-cm

SPECIFICATIONS

- MIL-DTL-23053/5C, Class 1, 2
- UL Standard 224 (except for Clear)
- CSA Standard 198 (except for Clear)

Recognized Component
Underwriters Laboratories Inc.

Certified
Canadian Standards Association

Packaged Assortments		
Assorted Sizes of 6" Lengths		
Each Length - Size Identified		
Assorted Colors		
Alpha Part No.	Tubing Size Range	Lengths Per Box
FIT-221-M S-1	3/64" - 3/16" (5 Sizes)	6 per Size (30 Lengths)
FIT-221-M S-2	1/4" - 3/4" (4 Sizes)	4 per Size (16 Lengths)

Recommended For Use With
XTRA•GUARD® 1
Extra-Premium Grade PVC Jacketed
General Purpose Cables



Toll Free: 1-800-52 ALPHA • Telephone: 908-925-8000 • Fax: 908-925-6923
Europe/UK Telephone: +44 (0) 1932 772422 • Europe/UK Fax: +44 (0) 1932 772433

Web Site: www.alphawire.com
Email: info@alphawire.com

FIT® Preferred Heat Shrink Products

FLEXIBLE IRRADIATED PVC

FIT®-105

MIL-I-23053/2C,
CLASS 1*
UL STANDARD 224
CSA STANDARD 198

CHOOSE FIT®-105 FOR:

- Low Shrink Temperature (100°C)
- 30% Stronger than Standard Polyolefin
- UL VW-1 and CSA OFT Flame Retardancy
- Low Water Absorption and UV Resistant
- Multiple Package Availability

2 TO 1 SHRINK RATIO



FIT®-105 APPLICATIONS:

- Use with PVC Cable
- With Heat Sensitive Substrates
- Fast Recovery Time
- Wire Harnesses and Cable Assemblies
- Flame Retardant Requirements
- XTRA-GUARD® 1** Applications
- Automated Cutting Machines (spools)

CHARACTERISTICS

OPERATING TEMPERATURE:

- 20°C to 105°C

SHRINKAGE RATIO:

- Approximately 2 to 1 at 100°C

COLOR DESCRIPTION:

- All Standard Packages: Black
(White Available in Certain Sizes)

PHYSICAL PROPERTIES:

- Tensile Strength: 2000 psi, (141 kg/cm²)
- Ultimate Elongation: 200%
- Longitudinal Shrinkage: -15%†
- Specific Gravity: 1.40
- Flammability: Self-Extinguishing (UL VW-1, CSA OFT)

CHEMICAL PROPERTIES:

- Corrosive Effect: Meets Requirements of MIL-I-631
- Fungus Resistance: No Growth (MIL-I-7444)
- Water Absorption: 0 to 1% Max. 24 Hrs. at 25°C

ELECTRICAL PROPERTIES:

- Dielectric Strength: 400V/mil (158 kV/cm)
- Volume Resistivity: 10¹¹ ohm-cm

Alpha Part No. and Size	Minimum Supplied I.D.		Maximum Rec. I.D.		Nom. Rec. Wall Thickness		Tot. Ftg.	Spools		
	Inches	mm	Inches	mm	Inches	mm		Tot. Ftg.	Tot. Ftg.	Tot. Ftg.
FIT-105-3/64	0.046	1,17	0.023	0,58	0.020	0,50	1000	500	100	25
FIT-105-1/16	0.062	1,58	0.031	0,78	0.020	0,50	1000	500	100	25
FIT-105-3/32	0.093	2,36	0.046	1,17	0.020	0,50	1000	100	25	
FIT-105-1/8	0.125	3,18	0.062	1,58	0.025	0,63	1000	100	25	
FIT-105-3/16	0.187	4,75	0.093	2,36	0.025	0,63	1000	100	25	
FIT-105-1/4	0.250	6,35	0.125	3,18	0.025	0,63	1000	100	25	
FIT-105-3/8	0.375	9,53	0.187	4,75	0.030	0,76	500	100	25	
FIT-105-1/2	0.500	12,70	0.250	6,35	0.030	0,76	250	100	25	
FIT-105-3/4	0.750	19,10	0.375	9,53	0.035	0,88	250	100	25	
FIT-105-1	1.000	25,40	0.500	12,70	0.040	1,02	250	100	25	
FIT-105-1-1/2	1.500	38,10	0.750	19,10	0.045	1,14	100	25		
FIT-105-2	2.000	50,80	1.000	25,40	0.050	1,27	100	50	25	

Packaged Assortments

Assorted Sizes of 6" Lengths
Each Length - Size Identified

Alpha Part No.	Tubing Size Range	Lengths Per Box
FIT-105-M-S-1	3/64" - 1/4" (6 Sizes)	10 Lengths Per Size (60 Lengths)
FIT-105-M-S-2	3/8" - 1" (4 Sizes)	10 Lengths Per Size (40 Lengths)

SPECIFICATIONS

- MIL-I-23053/2C, Class 1*
- UL Standard 224
- CSA Standard 198
- Passes UL VW-1 Flame Test
- Passes CSA OFT Flame Test



Underwriters Laboratories Inc.



Underwriters Laboratories Inc.



Canadian Standards Association

*MIL-I-23053/2C, is inactive for new design and is no longer used by the Department of Defense except for replacement purposes.
†Does not meet MIL-I-23053/2C requirements.



Toll Free: 1-800-52 ALPHA • Telephone: 908-925-8000 • Fax: 908-925-6923
Europe/UK Telephone: +44 (0) 1932 772422 • Europe/UK Fax: +44 (0) 1932 772433

Web Site: www.alphawire.com
Email: info@alphawire.com